

Earthquake Awareness Week

2011

January 9-15

Theme: "When an Earthquake Strikes....,
Be Bold! Drop, Cover, Hold."





What is an Earthquake?

An Earthquake is the sudden motion or trembling of the ground produced by the abrupt displacement of rock masses

Impact of Earthquake

- Earthquakes are very dangerous, and can result in significant damage and loss of life from such events as falling buildings, collapsed roads and bridges, or fires which start because of ruptured gas lines or fallen electrical wires.

Other effects of Earthquake

- Landslide
- Liquefaction
- Flooding
 - Tsunami
 - Fire



Earthquake Safety Precaution


If you are at School

Drop, Cover and Hold Procedure

If you are in your class room when an earthquake occurs you should immediately
Drop, Cover and Hold on



Procedures cont'd



- Drop to the ground
- Take Cover under a sturdy table or other pieces of furniture. Kneel and bend your head close to your knee
- Hold on to the table leg or desk. Cover your eyes with your other hand. If your "shelter" move, move with it



- If you don't have a shelter to hang on to, drop cover with your hands clasped on the back of your neck to protect your face



- Remain in place until the shaking stops




Count aloud to 60 sec (earthquakes rarely last longer than 60 sec and counting is calming)

- Remember to face away from windows



window glass can shatter



What to do if not in classroom



- If you are at school but not in your classroom when an earthquake happens you should immediately
- Move away from heavy objects
- Move away from windows



If there is no cover available


- Move to an interior wall
- Kneel with back to wall
- Place head close to knees
- Clasp hands behind neck
- Cover side of head with arms

If you are in the library


- Move away from the books and bookshelves that may fall on you



- Look for cover under sturdy desk




If you are IN A VEHICLE or SCHOOL BUS when an Earthquake happens:



- The driver should stop the bus away from power lines, bridges, buildings, and overpasses;
- Occupants should stay in their seats, protect their heads and faces from heavy objects that may fall from overhead racks,
- Hold on to the seat in front.




What to do when in a bus




Evacuation Procedures

- Once the teacher/monitor has taken a decision to evacuate, students should:
- **EVACUATE** the building in single file when instructed by the teacher or monitor
- **KEEP CALM**
- **Wear shoes to avoid injury from broken glass**
-
- **DO NOT USE** an elevator
-




Evacuation Procedures



- **BE PREPARED FOR AFTERSHOCKS.** They are usually smaller earthquakes than the first, but can cause things weakened in the first earthquake to fall. *You may need to Drop, Cover and Hold again.*
- **RE-ENTER WITH CAUTION** if informed by emergency respondents that it is safe to do so. Open cabinets cautiously and beware of objects falling off shelves.



- **STAY AWAY FROM LOW LYING COASTAL AREAS, RIVERS, LAKES AND STREAMS** that lead to the ocean until local authorities tell you that the danger of a tsunami has passed.



After an Earthquake, Do Not...




- Light a match or turn on a light switch. Instead use a flash light
- Touch fallen power lines or electrical wires
- Use the telephone except for emergency purposes only

Go to the beach to watch for giant sea waves




After an Earthquake, Do Not...



- Go sightseeing. Instead leave the streets clear for emergency and rescue workers.
- Attempt to move seriously injured persons unless they are in danger of further injury. Instead send someone for medical help, cover the injured with a sturdy table or whatever is available.



Earthquake Damages



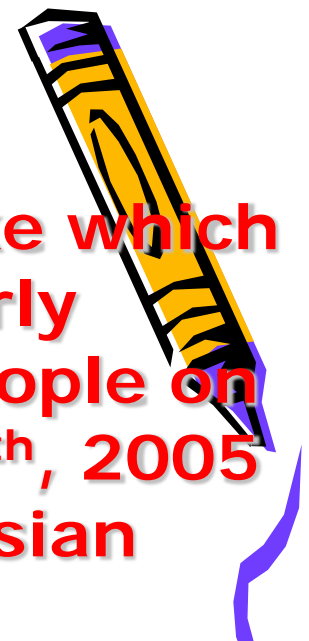
1907 Earthquake - Kingston

1907 Earthquake - Port Royal, Jamaica





**Earthquake which
killed nearly
20,000 people on
October 8th, 2005
- South Asian**



Earthquake Damages



Earthquake which killed nearly 20,000 people on October 8th, 2005- South Asian

(AP PHOTO)



(AP PHOTO)



Thank You

