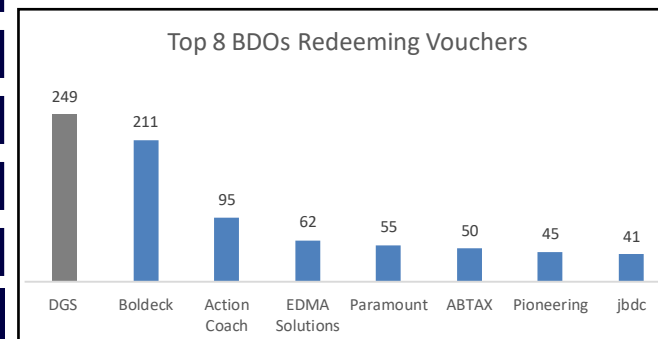
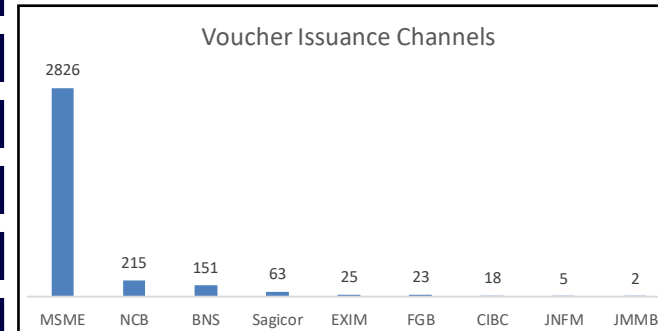


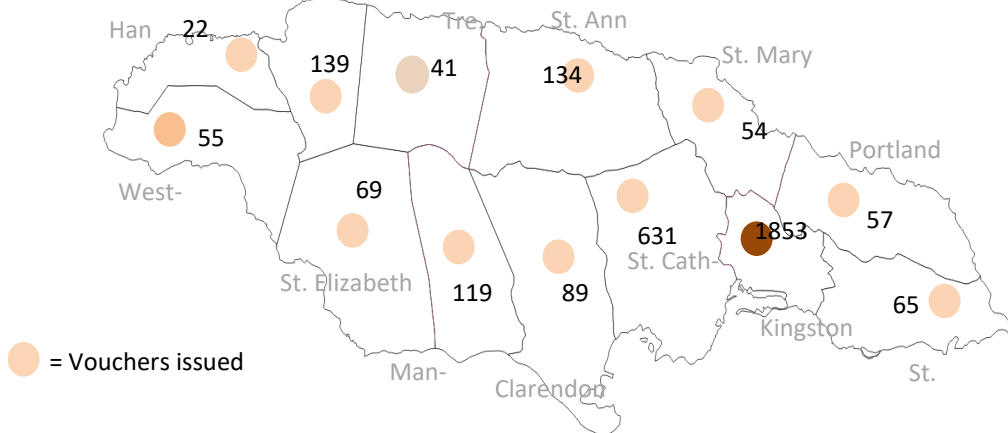
### Voucher status as September 30, 2019 since May 2014

Vouchers Issued		
No. Of Number of Vouchers	Values of Vouchers J\$	No. of Companies
3329	J\$741.7M	2014

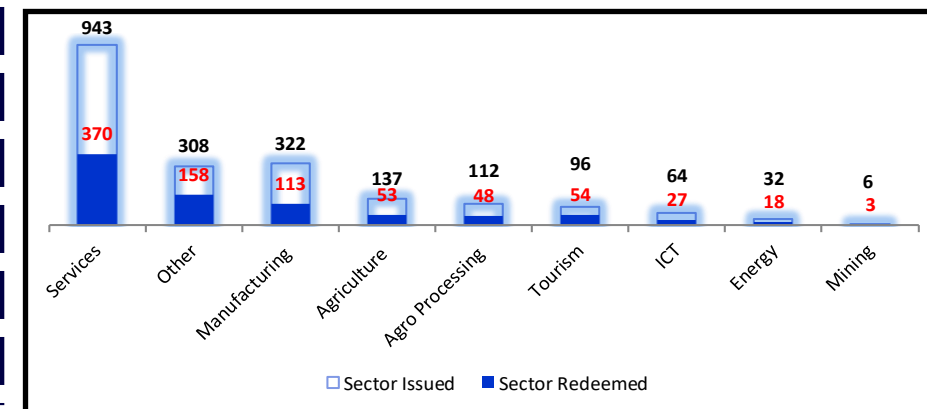
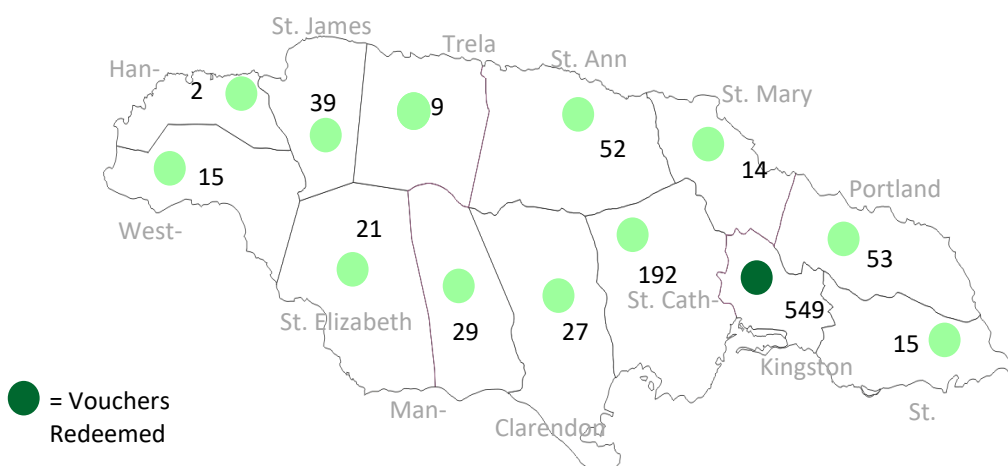
Vouchers Redeemed		
Number of Vouchers	Sum Paid Out J\$	No. of Companies
982	J\$215.59M	650




### Vouchers redeemed by type



**Ratio = 29% Redemption Rate**



### Number of MSMEs receiving voucher by gender of the owner



# Voucher for Technical Assistance Program





## Status Report as at September 30, 2019, since May 2014

### Impact Information as at September 30, 2019 since May 2014

<p><b>29 DBJ Loans approved totaling J\$456.4M supporting J\$839.96M in investments</b></p>	<p><b>J\$3.64B In potential Loans (DBJ and Non-DBJ)</b></p>	<p><b>J\$4.48B In potential investment by voucher recipients</b></p>
<p><b>18 Business receiving CEF totaling J\$112.2M</b></p>	<p><b>20 Permanent and 10 temporary jobs actually created from DBJ Financing</b></p>	<p><b>121 permanent and 201 temporary job potentially created from DBJ financing</b></p>
<p><b>1258 New Companies received vouchers</b></p>		

Start Ups	Existing
<p><b>515</b> Vouchers were redeemed by <b>333</b> Companies that are Start-Ups</p>	<p><b>486</b> Vouchers were redeemed by <b>331</b> Companies that are Existing business</p>

### Financial YTD Performance of VTA Project as at September 30, 2019 since April 2018

 <p><b>271</b> MSME Online Application</p>	 <p><b>0</b> Voucher issued by BNS</p>	 <p><b>1</b> Voucher issued by NCB</p>	 <p><b>0</b> Voucher issued by Sagcor</p>
---	---	---	--

Metric	Month of September 2019		YTD as at September 2019		2018/2019 Target	Comments
	Actual	Target	Actual	Target		
Number of Vouchers Issued	57	40	281	200	480	
Value of Vouchers Issued	\$11.05M	\$8M	\$46.95M	\$48M	\$108M	
Number of businesses receiving Vouchers	57	40	281	240	480	
Number of new businesses receiving Vouchers	40	12	171	72	144	
Number of Voucher Redeemed	13	17	133	102	144	
Value of Voucher redeemed	\$2.53M	\$2.5M	\$28.23M	\$15M	\$30M	
Investment on Vouchers redeemed	\$3.83M	\$3.333M	\$43.63M	\$20M	\$40M	
Number of Businesses redeeming Vouchers	13	8	133	48	144	
Number of new businesses redeeming vouchers	6	6	78	36	72	
Value of non DBJ loans approved	\$0M	\$2.5M	\$0M	\$12.5M	\$30M	Report on non DBJ funded loans and investments will be collected for the end of the
Value of Investment from non DBJ loans	\$0M	\$4.66M	\$0M	\$23.3M	\$56M	
Number of DBJ loans approved	0	1	0	5	10	
Value of DBJ loan approved	\$0M	\$14M	\$0M	\$70M	\$140M	
Value of Investment from DBJ loans	\$0M	\$20M	\$0M	\$100M	\$200M	
Number of jobs created	0	5	0	25	60	Report on jobs created will included at the end of the year